



# Safe Network Programme update: Why speed is important

---

**Tim Crow**  
Director, Safe Network Programme

RCA Forum  
March 2019

# Government direction





# Focus on safety

*“This government has made road safety one of our highest priorities.”*

*“Far too many New Zealanders have lost their lives or been seriously injured in crashes that could have been prevented by road safety upgrades.”*

*“No other industry accepts hundreds of people dying each year. No person I know thinks losing a loved one in a crash is an acceptable price to pay for living in a modern society - that's why we're making safety a priority.”*

*“380 people were killed on our roads in 2018. It is a staggering and unnecessary loss of life. It is yet another reminder of the need to make substantial improvements to road safety in New Zealand.”*

*“Many deaths and serious injuries on our roads are preventable. This Government is committed to reducing deaths and serious injuries through new thinking, more funding and prioritised action.”*



# Investment in safety

**\$4.3b**

Reduce deaths & serious injuries



**\$1.3b**

Road policing and road safety promotion



**\$3.0b**

Other activity classes





# Prioritising access

A land transport system that:

**Provides increased access to economic and social opportunities**



**Is resilient**



**Enables transport choice and access**



# What this means



## OUR STRATEGY

GREAT JOURNEYS TO KEEP NEW ZEALAND MOVING

### OUR VALUE

A great journey is easy, safe and connected. Our focus is on providing one integrated land transport system that helps people get the most out of life and supports business.

We're looking after the national transport system with our partners, today and for the future. We're innovating to make sure the system is efficient and sustainable, unlocking opportunity and keeping New Zealand moving.

At the Transport Agency, we're proud to be part of creating a better New Zealand.

### STRATEGIC RESPONSES

#### ONE CONNECTED TRANSPORT SYSTEM

Transform land transport system performance by integrating digital technology with physical infrastructure to create a safe, connected system that works for everyone.

#### PEOPLE-CENTRIC APPROACH

Simplify our customers' lives and our partners' work with innovative services and experiences that make it easy for them to do what they need to.

#### PARTNERSHIPS FOR PROSPERITY

Unlock social and economic opportunities for customers, businesses and communities through targeted partnerships.

### POSITION STATEMENTS

#### TRANSPORT SAFETY

Our position is that it is unacceptable for anyone to be killed or seriously injured while travelling or working on the land transport system.

#### INCLUSIVE ACCESS

Our position is that everyone should have fair and equitable access to the transport system.

#### LIVEABLE COMMUNITIES

Our position is that we will partner to efficiently combine planning and investment for transport and land use and this will result in more vibrant, interactive communities.

#### TRANSPORT TECHNOLOGY

Our position is that we will use transport technology and data to transition to safer, sustainable and connected journeys for customers.

#### RESILIENCE

Our position is the resilience of the land transport system is increased by managing risks and long-term resilience challenges and helping communities quickly recover from disruptions.

#### ENVIRONMENT

Our position is that we will responsibly manage the land transport system's interaction with people, places and the environment.

#### REGULATORY

Our position as the transport regulator is that our systems should be intuitive and clear to ensure people can make good transport choices, while harmful behaviour is swiftly dealt with.

#### TRANSPORT AGENCY

Our position is that the Transport Agency is respected by partners, stakeholders and customers for its responsive and engaged people and its timely delivery of sustainable transport solutions.

### THREE-YEAR TARGET STATES





## What this means





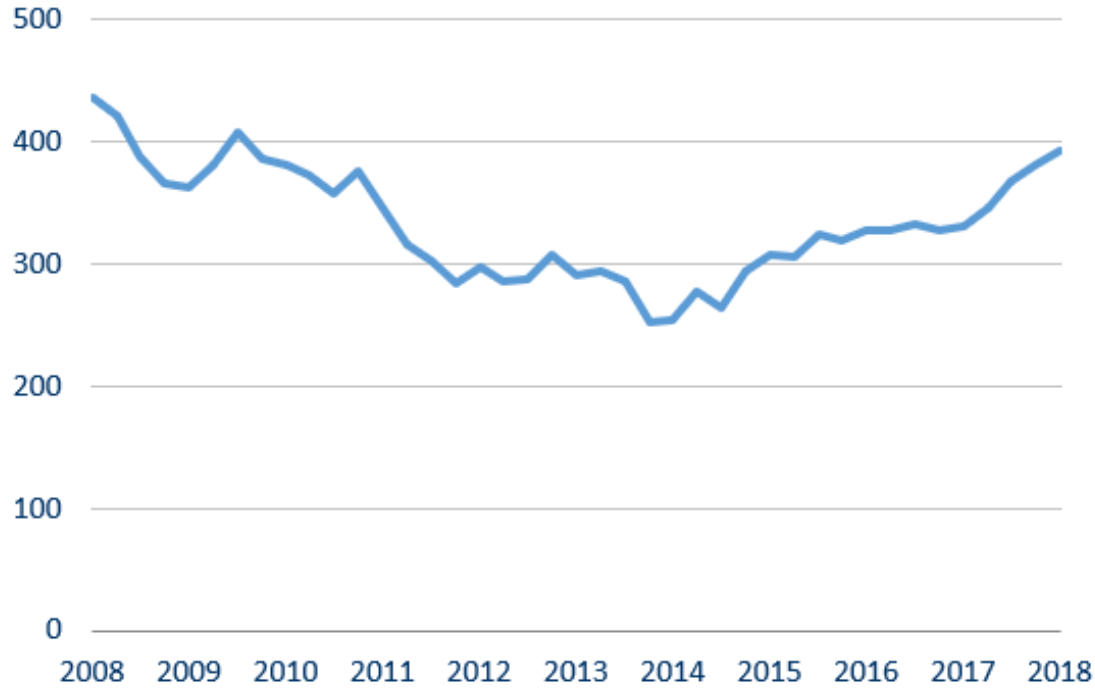
# Safe Network Programme





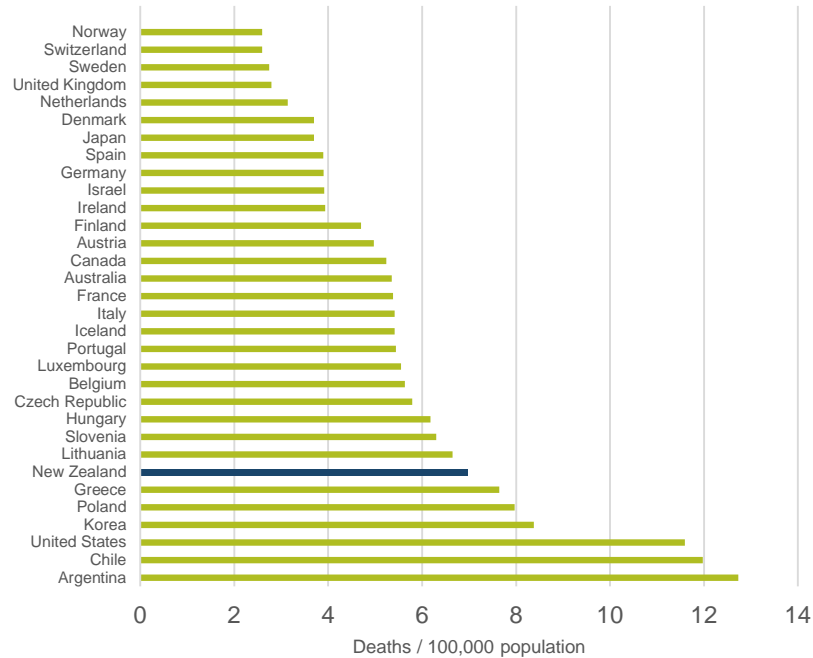


# New Zealand has a road safety problem



# We perform poorly internationally

International comparison of deaths per 100,000 population (2016)



# Safe Network Programme

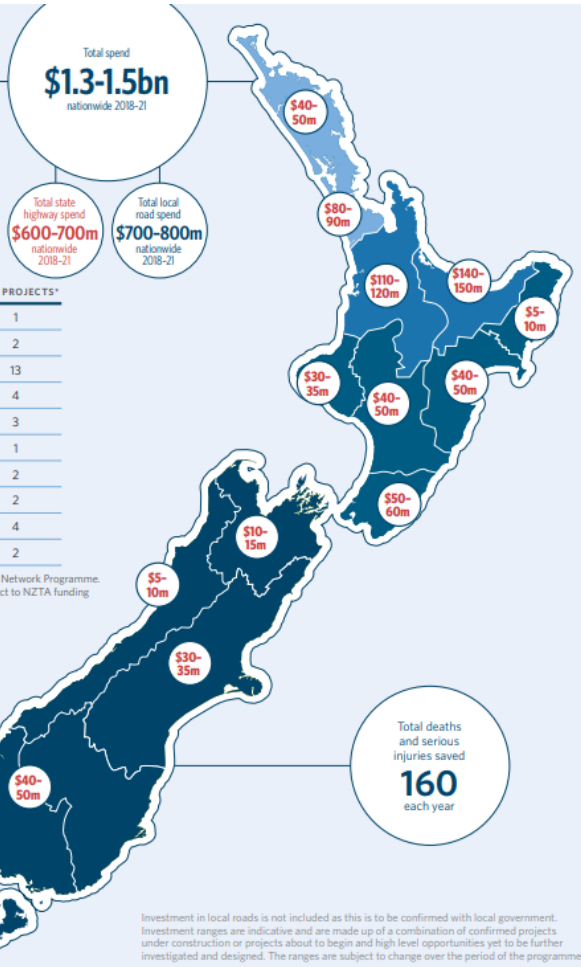
- › Make the country's highest risk state highways and local roads safer
- › Save 160 DSIs per year
- › Three-year \$1.5b programme
- › Partnership with local government
- › Three components:
  1. Safe roads and roadsides
  2. Safe and appropriate speeds
  3. Safe rail level crossings





## SAFE NETWORK PROGRAMME

Investment in state highways and local roads



### NUMBER OF STATE HIGHWAY PROJECTS\*

Northland	1
Auckland	2
Waikato	13
Bay of Plenty	4
Hawke's Bay	3
Taranaki	1
Manawatu-Wanganui	2
Wellington	2
Canterbury	4
Otago/Southland	2

\* Number of projects in The Safe Network Programme. All individual projects are subject to NZTA funding criteria and availability.

Investment in local roads is not included as this is to be confirmed with local government. Investment ranges are indicative and are made up of a combination of confirmed projects under construction or projects about to begin and high level opportunities yet to be further investigated and designed. The ranges are subject to change over the period of the programme.