

Sharrow & Cycle Lane Marking Trial

Perception Survey Results
December 2014 (Revision 1)

Contents

Method	1
1. Cycle Lane Marking Options	2
1.1. M2-3 no green.....	3
1.2. M2-3 green.....	4
1.3. M2-3 “LANE”	5
2. Sharrows	6
2.1 Sharrow Marking – 1 Midblock.....	6
2.2 Sharrow Marking – 2 Intersection	8
2.3 Sharrow Marking – 3 Positioning of Cyclists	9

Method

- Conducted survey between 21 August to 24 September, 2014;
- Includes:
 - Letter drop to businesses and residents within the vicinity of survey area;
 - Invitation to stakeholders
 - Survey/ Interviews on Broadway Ave and the Plaza Shopping Mall
- Received 121 respondents from Palmerston North;
- 64 out of 98 that answered this question cycle at least occasionally (at least a couple of times per month).

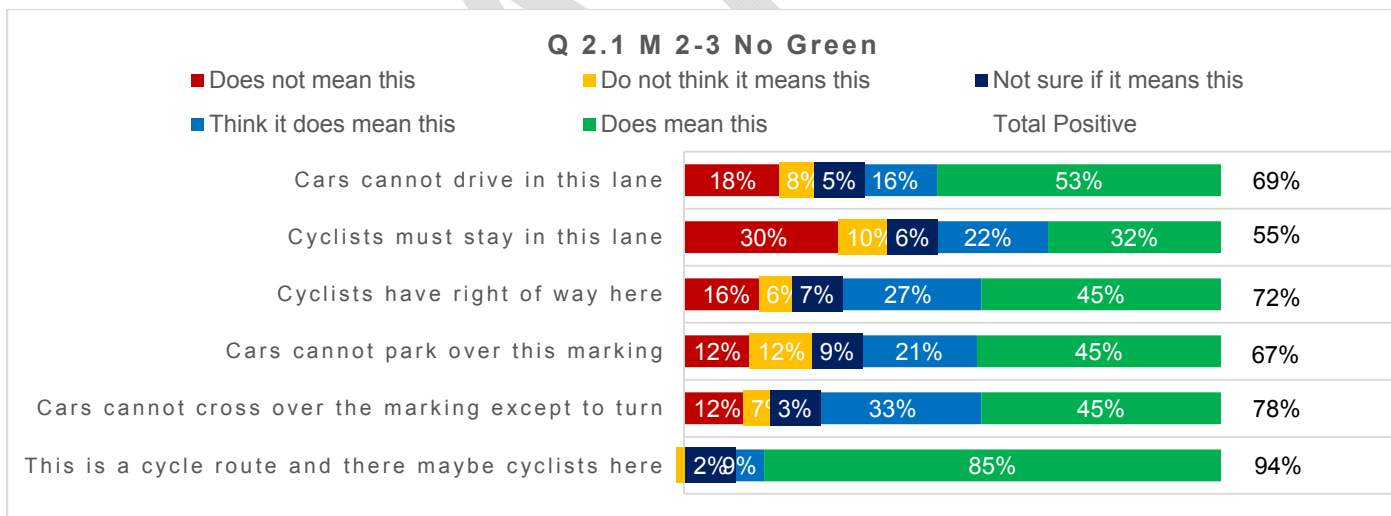
1. Cycle Lane Marking Options

- The **plain M2-3** marking is understood by the majority of respondents.
 - Two in three (69%) think that it means 'cars cannot drive in this lane'.
 - 67% think that it means that 'cars cannot park over this marking'.
 - 73% consider this a good or very good way to clearly cycle lanes.
- The **M2-3 marking with green background** scored higher for understanding than other markings.
 - Two in three (69%) think that it means 'cars cannot drive in this lane'.
 - A significantly higher number of respondents (78%) think that it means that 'cars cannot park over this marking'.
 - 84% consider this a good or very good way to clearly cycle lanes.
- The **M2-3 marking with the word LANE** scored slightly higher than the marking without the word.
 - 78% think that it means 'cars cannot drive in this lane'.
 - Similarly 70% think that it means that 'cars cannot park over this marking'.
 - Four out of five of respondents (80%) consider this a good or very good way to clearly cycle lanes.

1.1. M2-3 no green

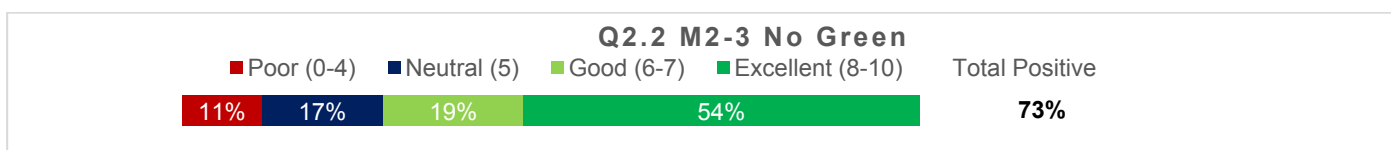


Q 2.1: What do you think this marking means?



All, n=121; Q: What do you think this marking means?

Q 2.2: Please rate this as a clear and easily understood way to mark cycle lanes

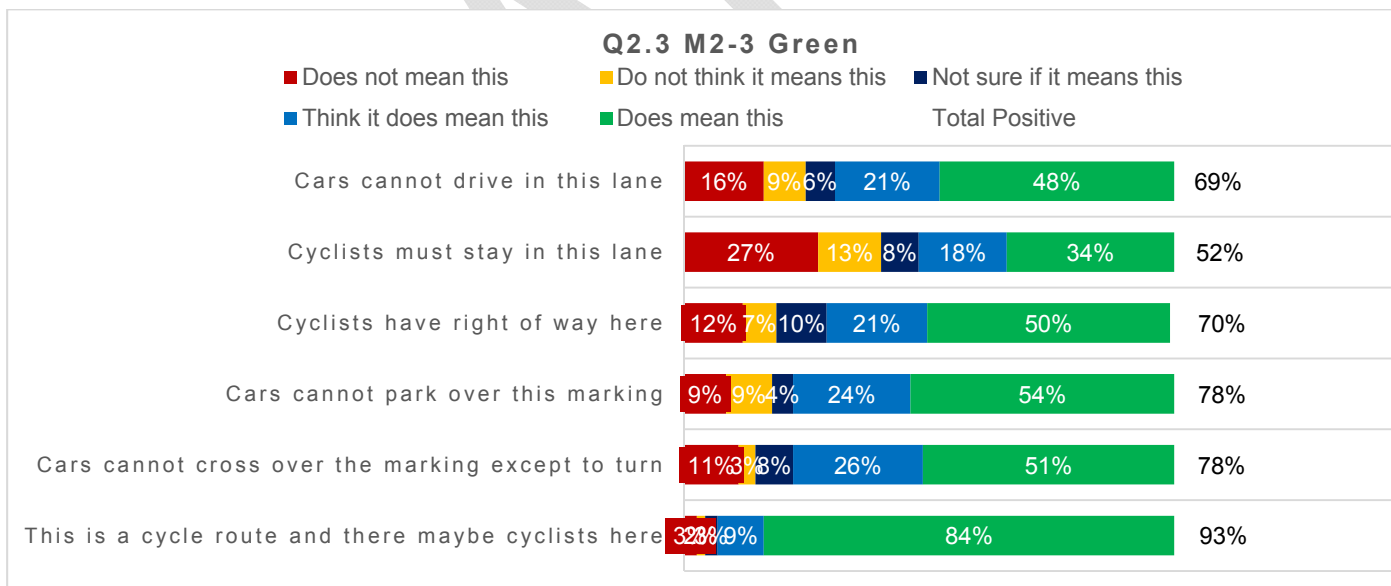


All, n=121; Q: Please rate this as a clear and easily understood way to mark cycle lanes

1.2. M2-3 green

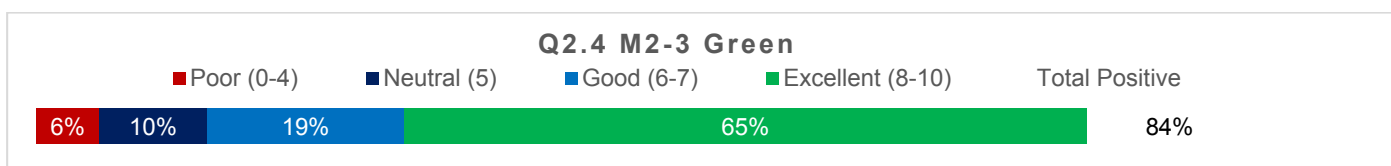


Q2.3: What do you think this marking means?



All, n=117; Q: What do you think this marking means?

Q 2.4: Please rate this as a clear and easily understood way to mark cycle lanes

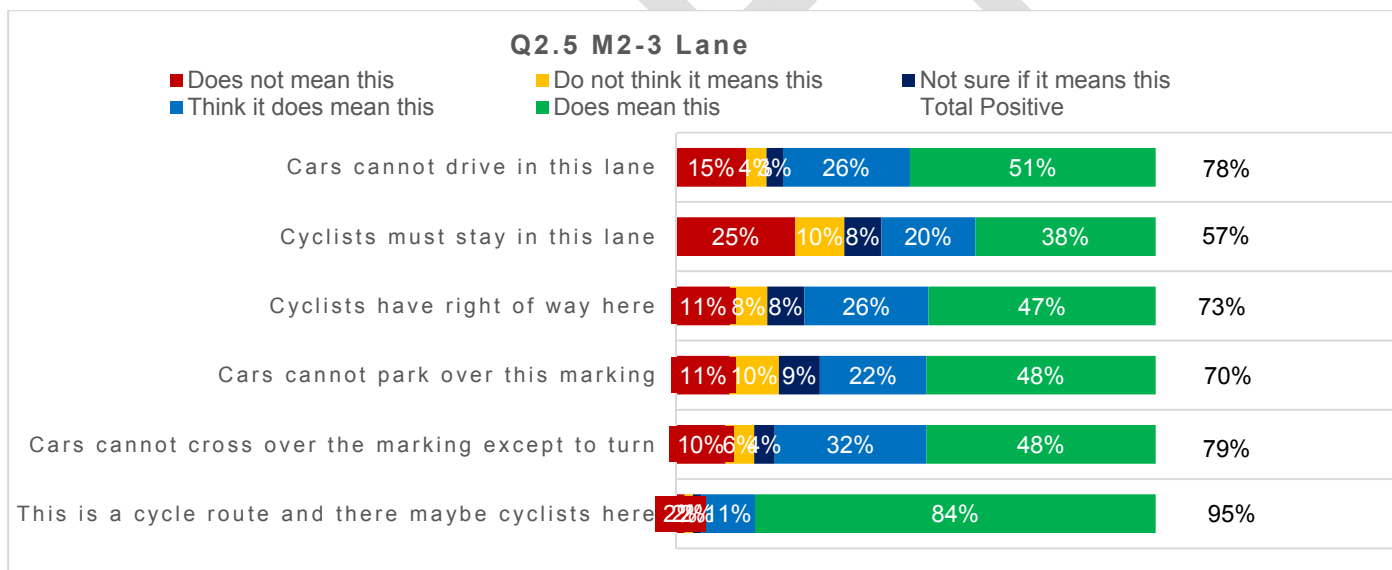


All, n=117; Q: Please rate this as a clear and easily understood way to mark cycle lanes

1.3. M2-3 “LANE”

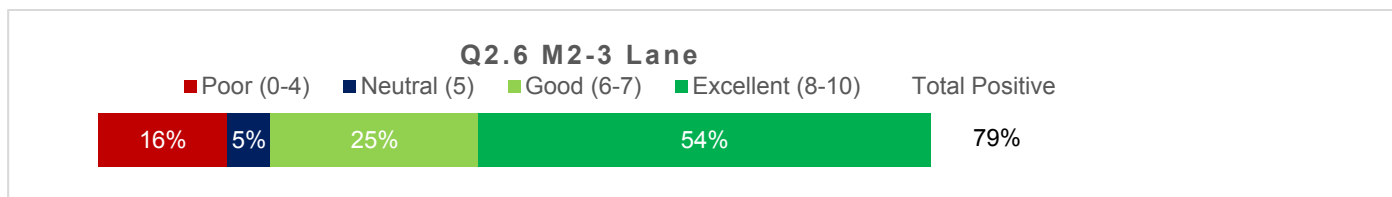


Q2.5: What do you think this marking means?



All, n=116; Q: What do you think this marking means?

Q 2.6: Please rate this as a clear and easily understood way to mark cycle lanes



All, n=116; Q: Please rate this as a clear and easily understood way to mark cycle lanes

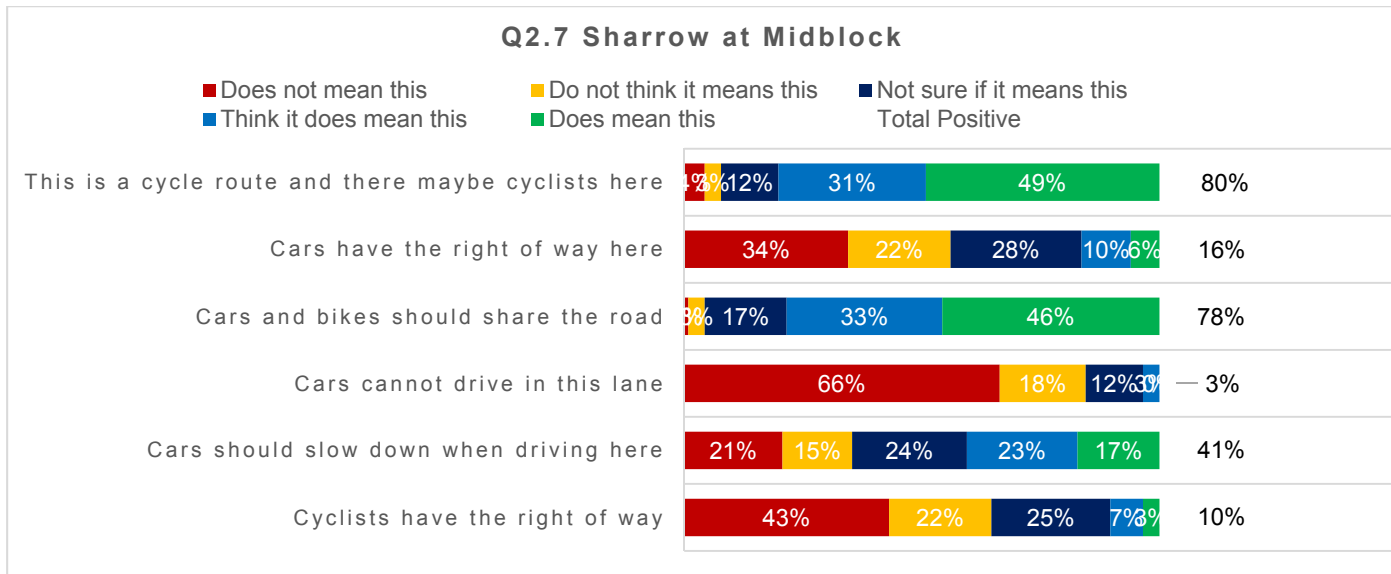
2. Sharrows

- Sharrows in **Midblock**
 - Four in five (78%) think that the Sharrow markings meant that bikes and cars should share the road.
 - One in two (49%) consider Sharrows to be a good treatment where road width is not wide enough for a cycle lane.
 - One in three (33%) consider Sharrows to improve safety of cyclists.
 - Two in five (42%) of the respondents consider that motorists will look for cyclists when they see this marking
 - Note, there was no additional information provided, results would change with education.
- Sharrows at the **approach to a roundabout** (intersection)
 - Four in five 80% think that the Sharrow markings meant that bikes and cars should share the road.
 - One in two (51%) consider Sharrows to be a good way to mark intersections, or that they would improve safety.
 - 37% of the respondents consider Sharrows to improve safety of cyclists.
 - Less than half (47%) of the respondents consider that motorists will look for cyclists when they see this marking
 - Note, there was no additional information provided, results would change with education.
- Positioning of Cyclists
 - Majority of the respondents (76%) considers that the location of Sharrow markings does not indicate where cyclists should ride on the road.

2.1 Sharrow Marking – 1 Midblock

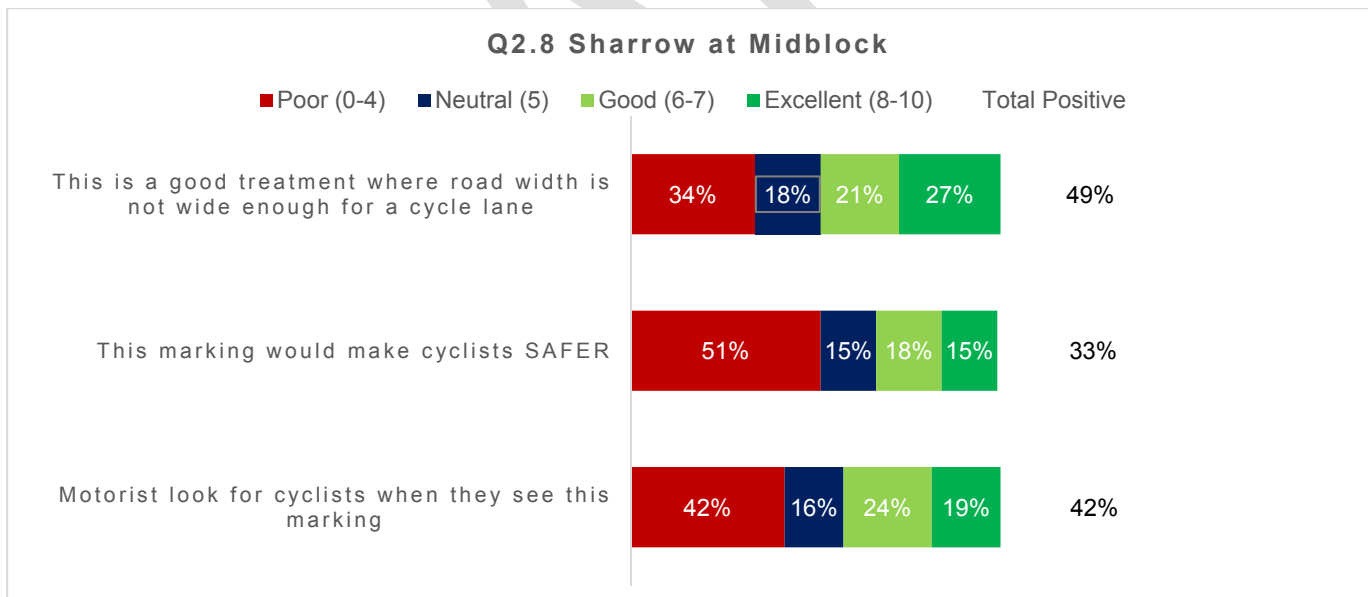


Q2.7: What do you think this marking means?



All, n=116; Q: What do you think this marking means?

Q2.8: Do you agree or disagree with these statements?

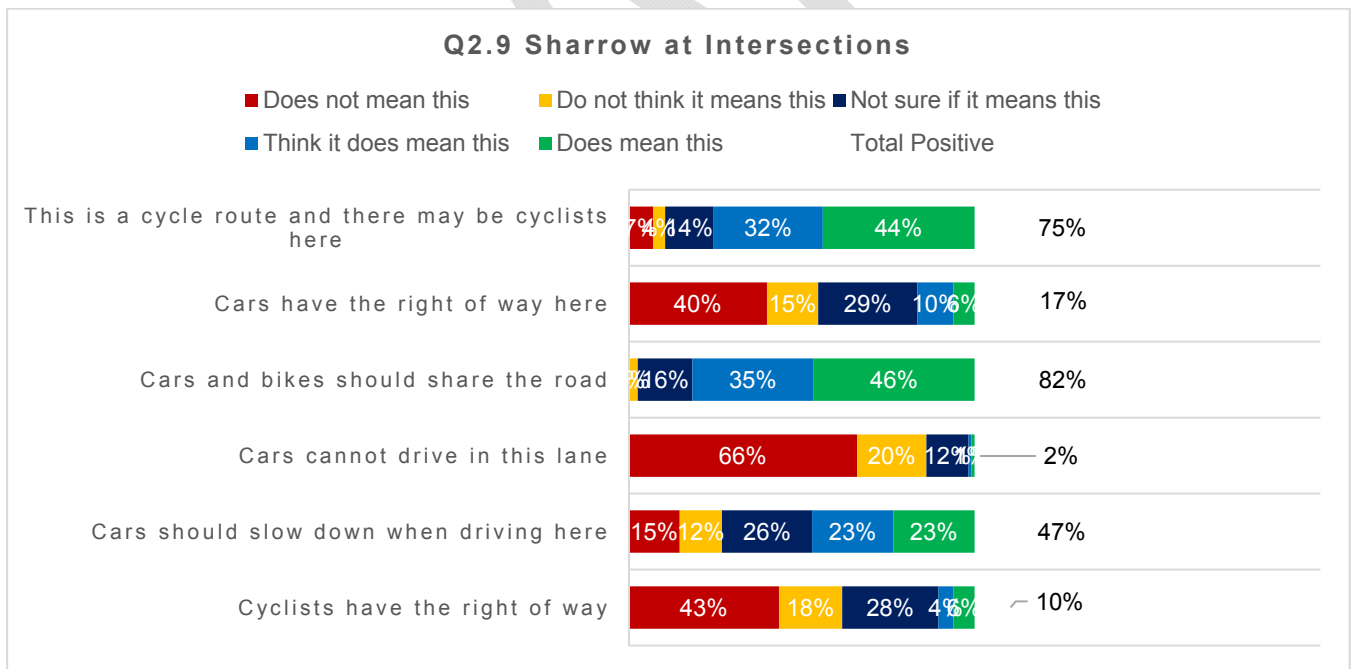


All, n=114; Q: Do you agree or disagree with these statements?

2.2 Sharrow Marking – 2 Intersection

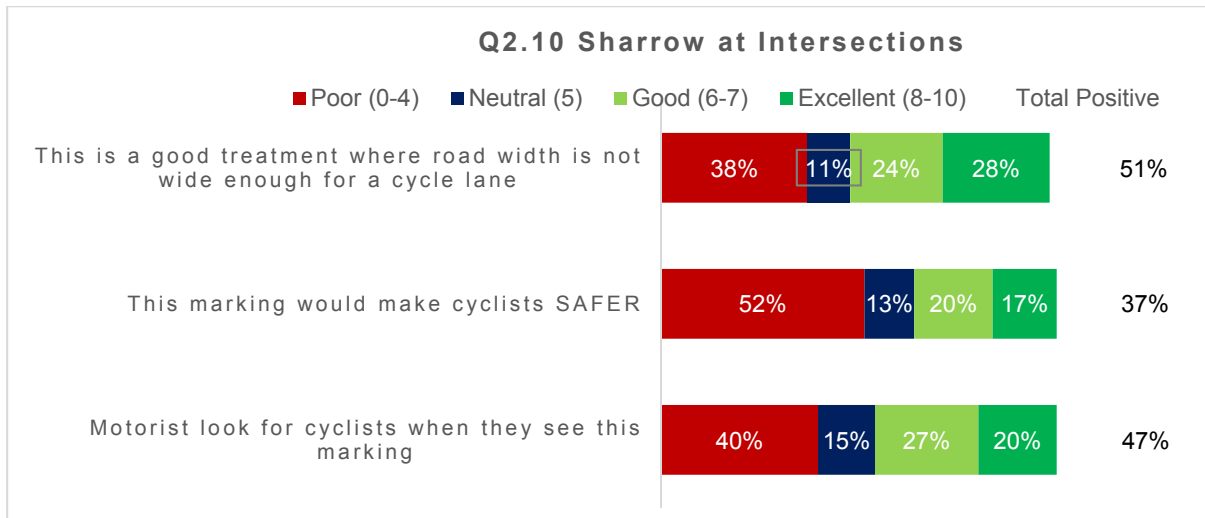


Q2.9: What do you think this marking means?



All, n=114; Q: What do you think this marking means?

Q2.10: Do you agree or disagree with these statements?

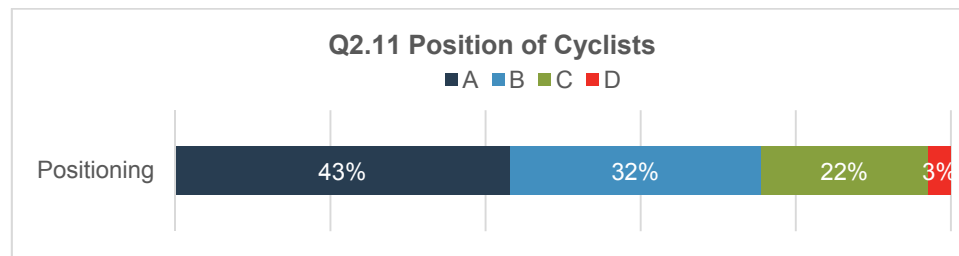


All, n=111; Q: Do you agree or disagree with these statements?

2.3 Sharrow Marking – 3 Positioning of Cyclists



Q2.11: Where should cyclists position themselves within the lane when Sharrows are marked?



All, n=102; Q: Where should cyclists position themselves within the lane when Sharrows are marked?

Q2.12. Do you have any comments about the "Sharrow" and cycle markings?

- Misleading, Confusing
- Not going to work or change behaviour/ Ineffective
- Good idea
- Good for shared use/ narrow road
- Good at approach to roundabouts
- More education is required
- Should be supplemented with paint e.g. green background
- Didn't notice it
- Bad/ Stupid idea
- Makes drivers aware of cyclists
- Never seen it before
- Makes it feel unsafe for cyclists
- Unnecessary
- Use of dedicated cycle lane is more effective
- Should use the words SHARE or CYCLES ONLY to make it clear
- Encourage bad cycling behaviour